WARRANTY DATE CODE

REFERENCE GUIDE

STATEMENT OF WARRANTY Hunter Irrigation

Hunter Industries Incorporated ("Hunter") warrants the following products to be free of defects in materials or workmanship under normal use in landscape irrigation applications for the specified period of time outlined below from the original date of manufacture:

ONE YEAR	**ROTORS**	SRM	**MICRO**	Micro Sprays, PLD Fittings, Rigid Risers, Air/Vacuum Relief Valves
TWO YEARS	**ROTORS**	PGP-ADJ, PGJ	**CONTROLLERS**	ACC (Legacy), BTT, FS-1000, FS-3000, I-Core/DUAL (Legacy), NODE, NODE-BT, Pro-C, PSR, ROAM, XC Hybrid, X-Core, WVL, WVOM, RPT, Hydrawise Controllers (HC, X2, WAND, PHC, HPC, HCC)
	SPRAYS	PS Ultra, SJ, FlexSG, HSBE, MP Rotator Stake Kit	**SENSORS**	HC Flow Meter (wired and wireless)
	NOZZLES	Spray Nozzles, PCN, PCB, AFB, MSBN	**MICRO**	ACZ, PCZ, RZWS, Point-Source Emitters, Tubing, Multi-Port Emitters, IH Risers, MLD, Eco-Indicator***, Multi-Purpose Box, Senninger Regulators, PLD-LOC Fittings
	VALVES	PGV, HCV	**TOOLS**	SpotShot
	CENTRAL**	All central communication modules (cell, LAN, Wi-Fi, and automation field servers), Hunter 360 Software, Weather Stations		
THREE YEARS	**MP ROTATOR**	All Nozzles	**CONTROLLERS**	ROAM XL, EZ Decoder System, EZ-DT
FIVE YEARS	**ROTORS**	PGP Ultra, I-20, I-25, I-40, I-80, I-90, ST-1600, ST-1700-V	**CONTROLLERS**	ACC2, ICC2, ICD Decoders, ICD-HP Programmer
	SPRAYS	Pro-Spray, Pro-Spray PRS30, Pro-Spray PRS40	**SENSORS**	Clik Sensors, Flow-Sync, MWS, Solar Sync, Wireless Flow Sensor
	VALVES	ICV, IBV, HQ, Accu Sync	**MICRO**	ICZ, IBZ, HDL**, HDL-COP**, Eco-Mat, Eco-Wrap, Eco-Indicator***

** Plus 2 additional years for environmental stress cracking. No warranty against root intrusion on HDL-COP. While the use of copper does not completely remove the chance of root intrusion, it has been shown to assist in its prevention when coupled with proper irrigation scheduling.

*** Eco-Indicator – 6" ECO-ID: 2-year warranty; 12" ECO-ID-12: 5-year warranty

**** Hunter's cellular module warranty does not apply to the availability or compatibility of cellular data service in any particular area. Availability of compatible data services should be determined prior to purchase.

hunter.info/**warranty**

All products currently under warranty are included in this guide. If you don't see the product you're looking for, it may no longer be under warranty. Learn more at **hunter.info/discontinued**.

ROTORS



PGP-ADJ Rotors

Date code is located on the nozzle housing.
(yr/mo)

Warranty period: 2 years



PGP® Ultra, I-20 Rotors

Date code is located on the nozzle housing.
(yr/mo)

Warranty period: 5 years

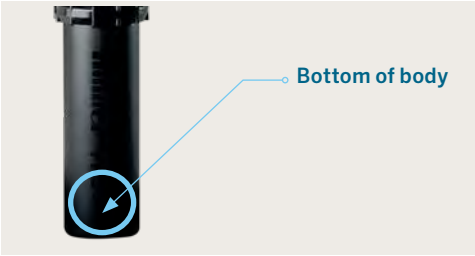

PGP-04-PRB, I-20-PRB, PR-075 Rotors

Date code is located on the bottom of the body.
(yr/mo)

Warranty period: 5 years



PGJ Rotors

Date code is located on the bottom of the riser, removed from the body.
(yr/mo)

Warranty period: 2 years



SRM Rotors

Date code is located on the bottom of the riser, removed from the body.
(yr/mo)

Warranty period: 1 year



I-20-SS, I-25, I-40 Rotors

Date code is located on the bottom of the riser, removed from the body.
(yr/mo)

Warranty period: 5 years

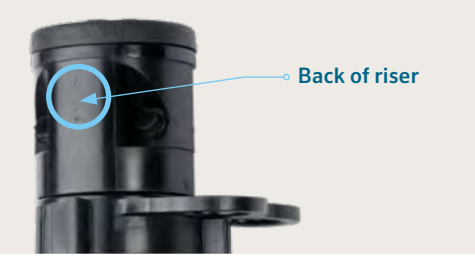

I-80 Rotors

Date code is located on the back of the riser, removed from the body.
(mo/yr)

Warranty period: 5 years



I-90 Rotors

Date code is located on the lower diameter of the riser.
(mo/yr)

Warranty period: 5 years



ST-1600/ST-1700-V Rotors

Date code is located on the components.
(yr/mo)

Warranty period: 5 years (component only)

MP ROTATOR® NOZZLES & SPRINKLER BODIES

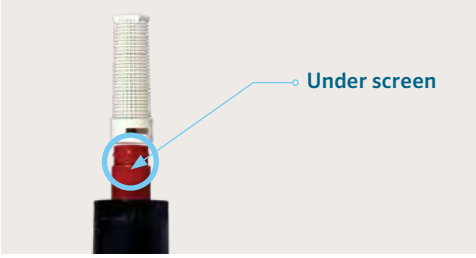

MP Rotator Nozzles

Date code is located under the screen.
(mo/dy/yr)

Warranty period: 3 years

Pro-Spray® Sprinkler Bodies

Date code is located on the body cap.
(q/yr)

Warranty period: 5 years

Pro-Spray PROS-00 Sprinkler Bodies

Date code is located on the lower diameter of the riser.
(q/yr)

Warranty period: 5 years

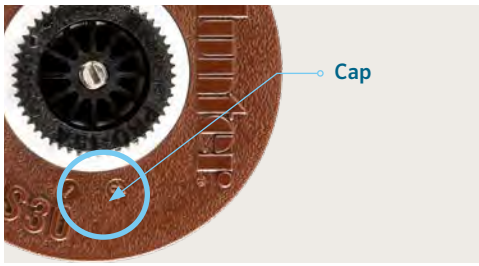

Pro-Spray PRS30 Sprinkler Bodies

Date code is located on the body cap.
(mo/yr)

Warranty period: 5 years



Pro-Spray PRS40 Sprinkler Bodies

Date code is located on the body cap.
(mo/yr)

Warranty period: 5 years



PS Ultra Sprinkler Bodies

Date code is located in the ridges of the cap.
(q/yr)

Warranty period: 2 years

VALVES

1" PGV Valves

Date code is located on the top of the bonnet.
(mo/yr)

Warranty period: 2 years



PGV-JT Valves

Date code is located on the side of the inlet.
(mo/yr)

Warranty period: 2 years

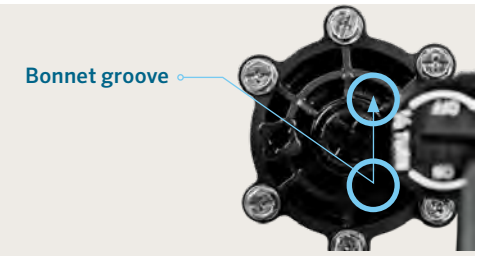

PGV-ASV Valves

Date code located in the bonnet groove.
(mo/yr)

Warranty period: 2 years



1½", 2" PGV Valves

Date code is located on the top of the bonnet.
(mo/yr)

Warranty period: 2 years



IBV Valves

Date code is located on the top of the bonnet.
(mo/yr)

Warranty period: 5 years



ICV Valves

Date code is located on the top of the bonnet.
(mo/yr)

Warranty period: 5 years

VALVES & ACCESSORIES



Solenoids

Date code is located on the top, below **ON (yr/wk)** and **OFF (mo/yr)**.

Warranty period: 5 years



Accu Sync® Pressure Regulators

Date code is located on the lower diameter near the thread end.
(mo/yr)

Warranty period: 5 years

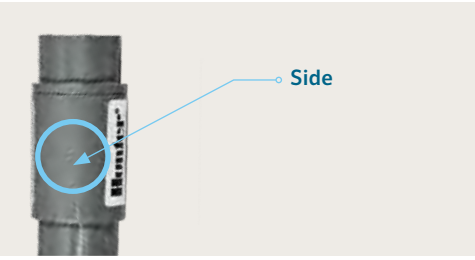

HCV Check Valves

Date code is located on the side.
(mo/yr)

Warranty period: 2 years

Quick Couplers

Date code is located on the top of the valve.
(mo/yr)

Warranty period: 5 years

CONTROLLERS

A2M-600 Output Modules

Date code is located on the bottom or back side.
(mo/yr)

Warranty period: 5 years

ACC2 Communication Modules

Date code is located on the back side.
(yr/mo/dy)

Warranty period: 2 years

A2C-D75 Decoder Output Modules
(for ACC2 Controller)

Date code is located on the back side of the module.
(mo/yr)

Warranty period: 5 years

ACC2 Controller Compartments

Date code is located on the right wall of the wiring compartment.
(mo/yr)

Warranty period: 5 years

ACC2 Controller Facepacks

Date code is located on the back side.
(mo/yr)

Warranty period: 5 years

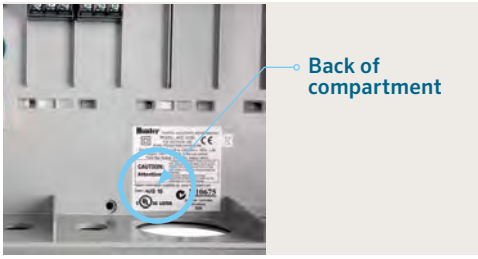

ACC Controller Compartments

Date code is located in the back of the wire compartment.
(mo/yr)

Warranty period: 2 years

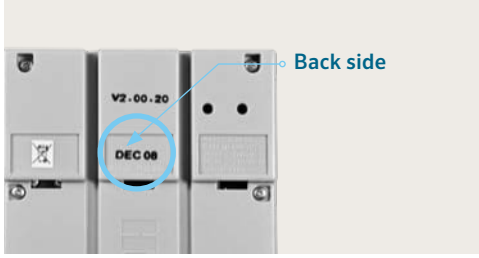

ADM-99 Output Modules
(for legacy ACC Decoder)

Date code is located on the top of the connection plate.
(mo/yr)

Warranty period: 2 years



ACC Controller Master Modules

Date code is located on the top of the connection plate.
(mo/yr)

Warranty period: 2 years

ACC Controller Communication Modules

Date code is located on the back side.
(mo/yr)

Warranty period: 2 years

CONTROLLERS



ACC Controller Facepacks

Date code is located in the battery compartment.
(mo/yr)

Warranty period: 2 years

RAD-3 UHF Radios

Date code is located on the back side.
(mo/yr)

Warranty period: 2 years

PC-DM Decoder Output Modules

Date code is located on the bottom or back side.
(mo/yr)

Warranty period: 2 years



NODE-BT Controllers

Date code is located in the battery compartment.
(mo/yr)

Warranty period: 2 years



NODE Battery-Operated Controllers

Date code is located in the battery compartment.
(mo/yr)

Warranty period: 2 years



Pro-HC Controllers

Date code is located on the bottom right wall of the wiring compartment.
(mo/yr)

Warranty period: 2 years



Pro-C, PCC Controller Facepacks

Date code is located on the back side.
(mo/yr)

Warranty period: 2 years

Pro-C, PCC, HPC Compartments

Date code is located in the top right wire compartment.
(mo/yr)

Warranty period: 2 years



PCM Output Modules

Date code is located on the bottom or back side.
(mo/yr)

Warranty period: 2 years

CONTROLLERS

BTT Bluetooth® Tap Timers

Date code is located on the back side.
(mo/yr)

Warranty period: 2 years

DUAL® 48M Decoder Output Modules

Date code is located on the back side.
(mo/yr)

Warranty period: 2 years

DUAL Decoders

Date code is located on the back side or on the bottom.
(mo/yr)

Warranty period: 2 years

EZ-1 Decoders

Date code is located on the bottom.
(mo/yr)

Warranty period: 3 years

EZ-DM Decoder Output Modules

Date code is located on the back side.
(mo/yr)

Warranty period: 3 years

HC Controllers

Date code is located on the back side.
(mo/yr)

Warranty period: 2 years

HCC Controller Facepacks

Date code is located on the back side.
(mo/yr)

Warranty period: 2 years

HCC Controller Power Modules

Date code is located on the back side.
(mo/yr)

Warranty period: 2 years

HPC (Pro-C® Hydrawise) Facepacks

Date code is located on the back side.
(mo/yr)

Warranty period: 2 years

CONTROLLERS



I-Core® Controller Compartments

Compartment date code is located in the lower right wire compartment.
(mo/yr)

Warranty period: 2 years



I-Core Controller Facepacks

Facepack date code is located in the battery compartment.
(mo/yr)

Warranty period: 2 years



I-Core Controller Modules

Date code is located on the bottom or back side.
(mo/yr)

Warranty period: 2 years

ICC2 Controller Compartments

Date code is located on the back right wall of the wiring compartment.
(mo/yr)

Warranty period: 5 years



ICC2 Controller Facepacks

Date code is located on the lower back side.
(mo/yr)

Warranty period: 5 years



ICC2 Controller Modules

Date code is located on the bottom or back side.
(mo/yr)

Warranty period: 5 years

ICD Decoders

Date code is located on the back side, above the approvals label, or on the bottom.
(mo/yr)

Warranty period: 5 years

ICD-HP Programmers

Date code is located on the back side.
(mo/yr)

Warranty period: 5 years

ROAM Receivers

Date code is located on the back side.
(mo/yr)

Warranty period: 2 years

CONTROLLERS

ROAM Transmitters

Date code is located in the battery compartment cover.
(mo/yr)

Warranty period: 2 years

ROAM XL Receivers

Date code is located on the back side.
(mo/yr)

Warranty period: 3 years



ROAM XL Transmitters

Date code is located in the battery compartment.
(mo/yr)

Warranty period: 3 years



X-Core® Indoor Controllers

Date code is located on the bottom of the controller.
(mo/yr)

Warranty period: 2 years

X-Core, XC Hybrid Controllers

Date code is located in the lower right area of the wiring compartment.
(mo/yr)

Warranty period: 2 years



Pump Start Relays (PSR)

Date code is located on the inside cover.
(mo/yr)

Warranty period: 2 years

X2™ Controllers

Date code is located under the wiring terminal strip.
(mo/yr)

Warranty period: 2 years

WAND Modules

Date code is located on the back side of the module.
(mo/yr)

Warranty period: 2 years

Wireless Valve Output Modules

Date code is located on the back side of the module.
(mo/yr)

Warranty period: 2 years

CONTROLLERS

Wireless Valve Links

Date code is located on the compliance label above the battery compartment.
(mo/yr)

Warranty period: 2 years

Wireless Solar Repeaters (RPT)

Date code is located on the sticker on the battery compartment.
(mo/yr)

Warranty period: 2 years



PC-WIFI™ Modules

Date code is located on the bottom edge of the module near the gray ribbon cable.
(mo/yr)

Warranty period: 2 years

SENSORS

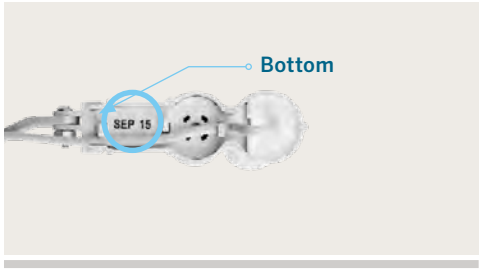

Wired Solar Sync® Sensors

Date code is located on the bottom of the sensor.
(mo/yr)

Warranty period: 5 years

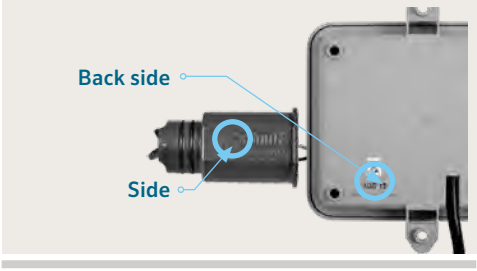

Flow-Clik®, Flow-Sync® Sensors

Receiver date code is located on the back side.
Sensor date code is located on the side.
(mo/yr)

Warranty period: 5 years

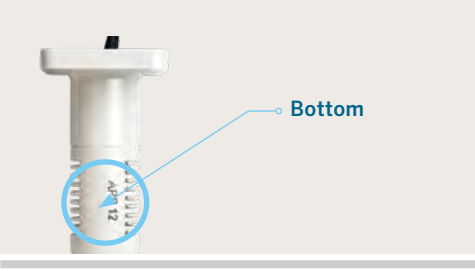

Freeze-Clik® Sensors

Date code is located on the bottom of the sensor.
(mo/yr)

Warranty period: 5 years

HC Flow Meters

Date code is located under the cap and around the meter lens.
(yr/mo)

Warranty period: 2 years



Mini-Clik® Sensors

Date code is located on the side.
(mo/yr)

Warranty period: 5 years



Mini Weather Stations (MWS)

Date code is located on the side.
(mo/yr)

Warranty period: 5 years

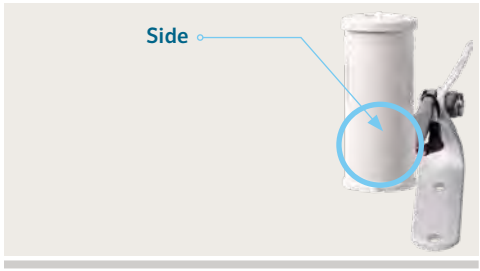

Wired Rain-Clik® Sensors

Date code is located on the side.
(mo/yr)

Warranty period: 5 years

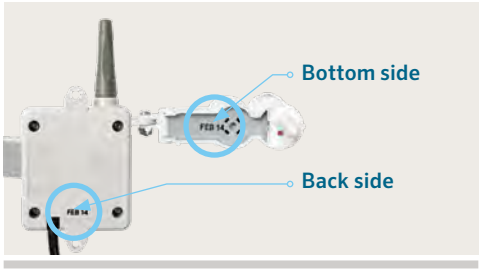

Wireless Rain-Clik Sensors

Receiver date code is located on the back side.
Sensor date code is located on the bottom.
(mo/yr)

Warranty period: 5 years

SENSORS & MICRO IRRIGATION

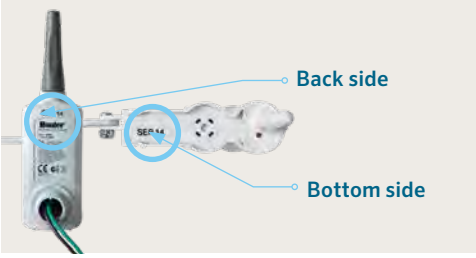

Wireless Solar Sync Sensors

Receiver date code is located on the back side.
Sensor date code is located on the bottom.
(mo/yr)

Warranty period: 5 years



Wind-Clik® Sensors

Date code is located on the side.
(mo/yr)

Warranty period: 5 years

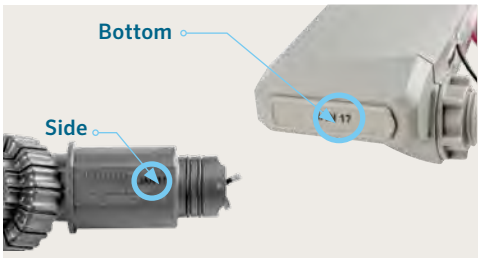

Wireless Flow Sensors

Receiver date code is located on the bottom.
Sensor date code is located on the side.
(mo/yr)

Warranty period: 5 years



Soil-Clik® Sensors

Receiver date code is located on the back side.
Sensor date code is located on the bottom.
(mo/yr)

Warranty period: 5 years



Hunter Dripline (HDL), HDL-COP

Date code is located on the length of dripline.
(mo/yr)

Warranty period: 5 years

Filter Regulators (HFR)

Date code is located on the side.
(yr/mo/day)

Warranty period: 2 years

HUNTER CUSTOMER SUPPORT

At Hunter, we've always believed the difference lies in providing world-class product support to make your job easier. When you need technical help, whether it's to ask a quick question or to get product-specific troubleshooting assistance, you can count on Hunter to provide the best support in the industry. Our knowledgeable experts are always available to help you.

Online Product Support

Visit our Support Library for instructional videos, owner's manuals, installation details, articles, and more.

Learn more at **hunterirrigation.com/support**.

Customer Service

Our dedicated Customer Service representatives are available for assistance with product orders, order status, RMAs, and more.
Call us today at **1-800-383-4747**.

Hunter University

The comprehensive online training programs available through Hunter University are designed to help you and your customers become familiar with Hunter products — for free! Many courses are also available in Spanish.

Learn more at **training.hunterirrigation.com**.

Hunter Preferred Program

Your customers can earn points for purchasing Hunter and FX Luminaire products that can be redeemed for prizes, trips, credit, and more. Contractors and public agencies can enroll online at **preferred.hunterindustries.com**.

Questions about the program?
Phone: 1-877-888-0167
Email: hunter.preferred@hunter.global

Helping our customers succeed is what drives us. While our passion for innovation and engineering is built into everything we do, it is our commitment to exceptional support that we hope will keep you in the Hunter family of customers for years to come.

Gregory R. Hunter, CEO of Hunter Industries

Denise Mullikin, President, Landscape Irrigation and Outdoor Lighting

Website hunterirrigation.com | **Customer Support** 1-800-383-4747

© 2024 Hunter Industries Inc. Hunter, the Hunter logo, and other marks are trademarks of Hunter Industries Inc., registered in the U.S. and certain other countries. Please recycle.

LIT-501 | 11/24